

Findings from a 2023 Survey of Adults Age 18 and Older

A majority of Americans believe climate change is real and the pace is increasing, but fewer believe it is mostly or entirely caused by humans.

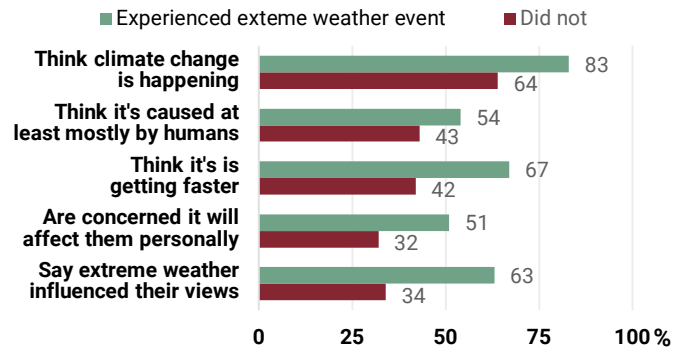
- As in 2021, about three quarters of Americans believe climate change is happening, and about half believe the pace of it is increasing.
- Americans are less convinced that climate change is caused mostly or entirely by humans compared to data from recent years, declining from 60% in 2018 to 49% this year.
- This increased doubt was just as significant for someone who graduated from college as someone who has a high school diploma or less (11 percentage point drop), and was more pronounced for younger Americans (17 percentage point drop for those ages 18-29 vs. 9 percentage point drop for the 60+ age group).
- Democrats and independents are becoming less convinced that climate change is caused mostly by humans, while Republican attitudes remain stable.

Americans who have experienced extreme weather events like hurricanes, droughts, floods, unusual heat, and wildfires are more likely to say climate change is happening and to be concerned.

- Those who have experienced extreme weather events are also more likely to say climate change is caused by humans and the pace of climate change is getting faster.
- Those who have personally experienced an extreme weather event in the past are more likely to be concerned about the impact of climate change on themselves personally (51% vs. 32%).
- Twenty-one percent of Americans say they would consider moving to avoid extreme weather impacts, with the largest portions coming from the Western and Southern United States. The majority were also younger than 45.

Experiencing extreme weather events impacts climate change views.

% of adults



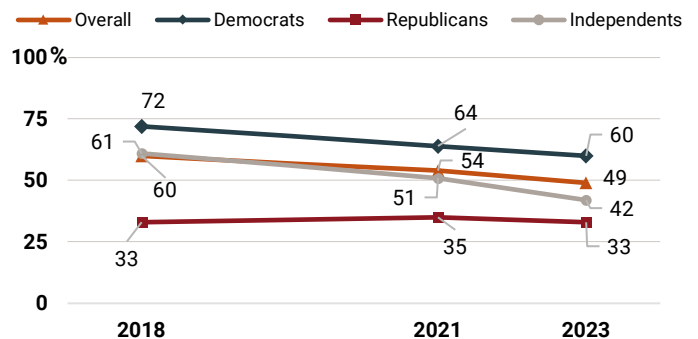
Question: Full question wordings can be found at apnorc.org.

Scientists and extreme weather remain the top influencers of climate views, while fewer are influenced by political, corporate, or religious leaders.

- Democrats are more likely than Republicans to be influenced by extreme weather (71% vs. 30%), personal observations (55% vs. 27%), news coverage (47% vs. 20%), scientists (73% vs. 32%), and arguments that support the existence of climate change (54% vs. 20%).

The percentage of adults who say climate change is caused by human activities has declined since 2018.

Percentage of adults who believe climate change is happening and say it is caused mostly or entirely by human activities.



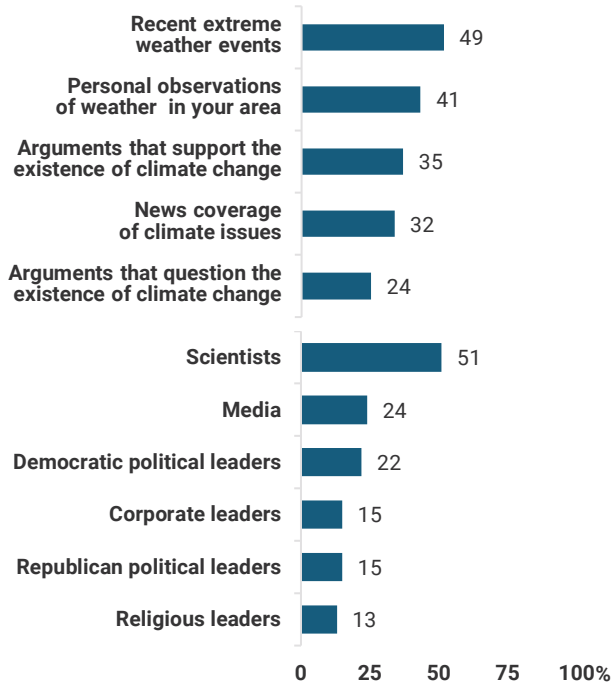
Question: Do you think climate change is caused entirely by human activities, caused mostly by human activities, caused about equally by human activities and natural changes in the environment, caused mostly by natural changes in the environment, or caused entirely by natural changes in the environment?

This nationwide poll was conducted by The AP-NORC Center and the Energy Policy Institute at the University of Chicago (EPIC) from January 31-February 15, 2023, using TrueNorth®, which combines a sample from AmeriSpeak, the probability-based panel of NORC at the University of Chicago, with a non-probability panel sample. Online and telephone interviews using landlines and cell phones were conducted with 5,408 adults. The margin of sampling error is +/- 1.7 percentage points. A full topline is available at www.apnorc.org.

- Just one-third of Democrats say Democratic leaders have a lot of influence on their views, and just 19% of Republicans say the same about Republican leaders.

Scientists and extreme weather have the largest influence on adults' climate change attitudes.

% of adults who say each influence a lot or a great deal



This nationwide poll was conducted by The AP-NORC Center and the Energy Policy Institute at the University of Chicago (EPIC) from January 31-February 15, 2023, using TrueNorth®, which combines a sample from AmeriSpeak, the probability-based panel of NORC at the University of Chicago, with a non-probability panel sample. Online and telephone interviews using landlines and cell phones were conducted with 5,408 adults. The margin of sampling error is +/- 1.7 percentage points. A full topline is available at www.apnorc.org.

Findings from a 2023 Survey of Adults Age 18 and Older

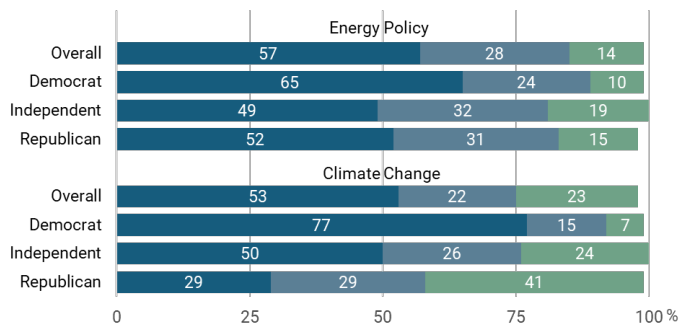
Most Americans view energy policy as personally important, and about half say the same about climate change, in line with prior years.

- The economy (82%) and health care (81%) continue to be the most important issues to Americans.
- Democrats rank climate change policy as the third most important issue (77%), behind the economy and healthcare and followed by energy policy (65%).
- Republicans rank climate change as the least important policy issue to them. However, 29% still cite it as very or extremely important. Half cite energy policy as important.

Half of both Democrats and Republicans view energy policy as important, while Democrats are more than twice as likely to say the same about climate change.

% of adults

■ Extremely/Very important ■ Somewhat important ■ Not at all/Slightly important



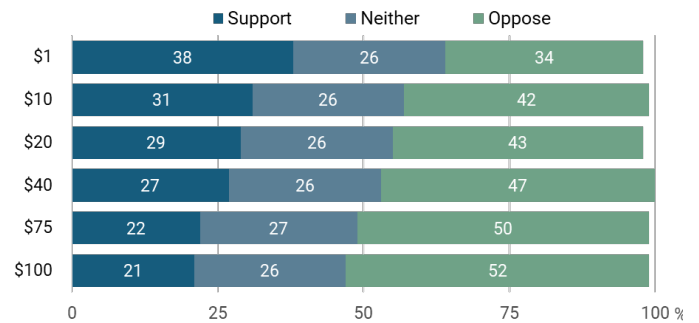
Question: How important are the following issues to you personally?

Americans' willingness to pay a fee to combat climate change fell to the lowest level since the AP-NORC/EPIC poll began tracking these data in 2016.

- Just 38 percent of Americans said they would be willing to pay \$1 for a monthly carbon fee, down 14 percentage points from 2021.
- This is a largely partisan policy, with Democrats (43%) more willing than Republicans (16%) to pay a carbon fee to combat climate change, regardless of how much it would increase their electricity bills.
- One in 5 Americans would support a monthly fee of \$100. While this is a decrease from 31% in 2021, it reflects a consistent base of support willing to pay a more significant amount to combat climate change.

Fewer than half of Americans are supportive of a monthly carbon fee.

% of adults



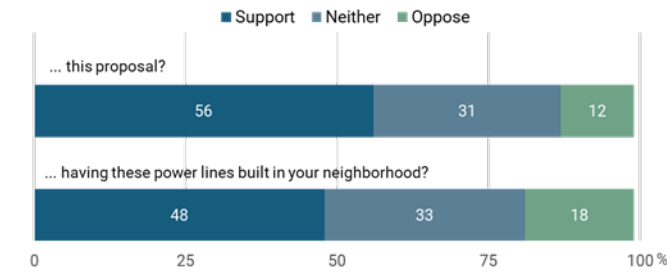
Question: Suppose Congress was going to impose a fee on carbon to combat climate change. If the law passed, it would increase the average amount your household pays each month for energy, including electricity, heating gas, and gasoline or diesel for your car, by a total of \$___. Would you support, oppose, or neither support nor oppose that law?

As the Inflation Reduction Act begins to offer historic incentives for renewable power, Americans remain mixed in their support for the power lines needed to deliver that electricity to consumers.

- Fifty-six percent of Americans support a proposal to build high-voltage power lines to transport renewable energy to places in need, but just 48% would do so if the power lines would be built in their neighborhood.
- Democrats are more likely than Republicans to support the power lines being built (73% vs. 43%), but their support drops significantly when told the power lines would be built in their neighborhood (61% vs. 39%, respectively).
- Those in households earning \$100,000 or more are more likely to support the policy than those earning less than \$30,000 (65% vs. 48%). When told the power lines would be built in their neighborhood, support drops to 55% for those earning \$100,000 or more but remains unchanged for those earning less than \$30,000.

Support for investing in high-voltage power declines when Americans are told that the lines would be built in their neighborhood.

% of adults



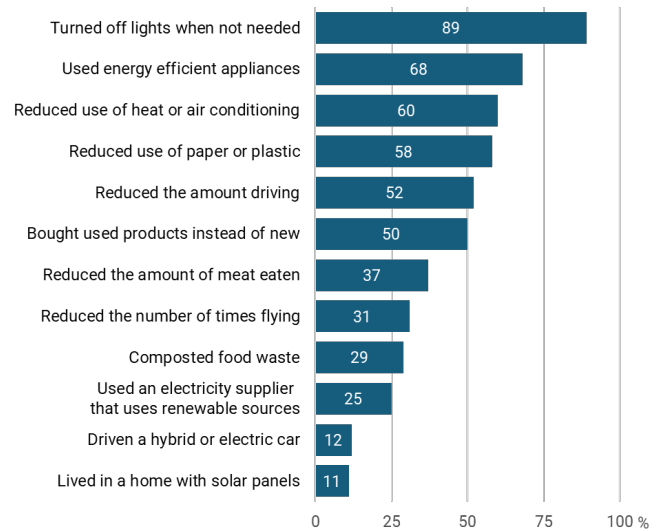
Question: The government has proposed significant public investments to build new, high-voltage power lines to carry renewable energy from areas where it is plentiful to areas where demand is high. Would you support, oppose, or neither support nor oppose [this proposal / having these power lines built in your neighborhood]?

Most Americans are taking actions that will save them money on their energy bills such as turning off lights, reducing heat and air conditioning use, and buying energy-efficient appliances. Fewer are making more significant behavioral changes like using renewable energy or driving an electric car.

- Majorities of both Democrats and Republicans report using energy-efficient appliances, turning of lights when they are not needed, and reducing heat or air conditioning use.
- Nearly a quarter of Republicans and a third of Democrats use renewable energy, while 10% of Republicans have solar panels and have driven a hybrid or electric vehicle. Twelve and 16% of Democrats, respectively, report the same.
- Americans aged 18-29 are more likely than Americans aged 60 and older to compost (34% vs. 24%), drive hybrid or electric cars (17% vs. 8%), and have solar panels (15% vs. 8%), while older Americans are more likely to use efficient behaviors like turning the lights off (94% vs. 79%), reducing heat or air conditioning use (62% vs. 55%), and using energy-efficient appliances (75% vs. 56%).

More than two-thirds of Americans are using energy-efficient appliances, but only a quarter are purchasing renewable electricity.

% of adults who have taken each step



Question: Over the last year have you done any of the following?

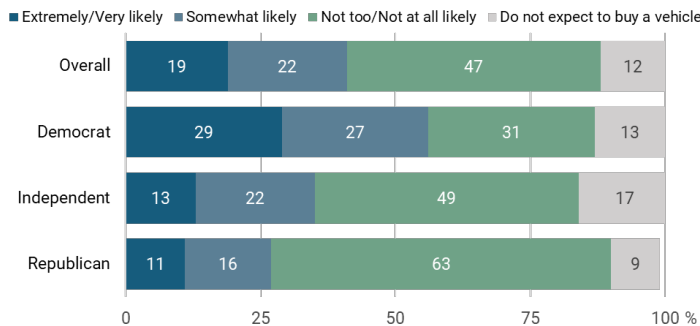
Findings from a 2023 Survey of Adults Age 18 and Older

While few Americans currently own an electric vehicle (8%), 41% say they are at least somewhat likely to purchase one as their next car.

- Adults aged 45 and younger are more likely than those aged 45 and older to own an electric vehicle (16% vs. 6%).
- Among those who own an electric vehicle, 24% have an income of under \$30,000, and 34% have an income of \$100,000 or more.
- Among those who own an electric vehicle, 79% say they are at least somewhat likely to choose one again the next time they buy a car.
- Republicans and Democrats own electric vehicles at similar rates. But more than half of Democrats say they are at least somewhat likely to purchase one as their next vehicle. More than a quarter of Republicans report the same.
- A quarter of Americans from the West Coast say they are extremely or very likely to purchase an electric vehicle, compared with 18% in the Northeast, and 16% in each the Midwest and the South.

Two in 5 Americans are at least somewhat likely to purchase an electric vehicle as their next car.

% of adults



Question: The next time you purchase a vehicle, how likely are you to purchase a new or used electric vehicle?

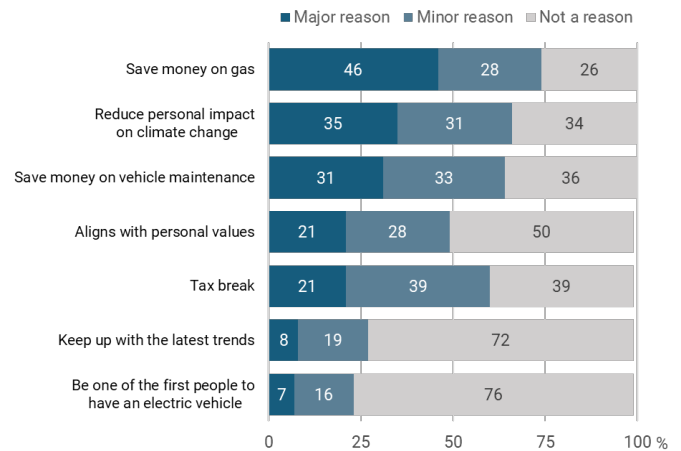
Savings on fuel and reducing personal impact on climate change top the list of Americans' motives for why they would purchase an electric vehicle.

- Seventy-four percent of Americans say saving money on gas is a reason why they would consider purchasing an electric vehicle, and 65% say the same about reducing their personal impact on the environment.

- Two-thirds would consider purchasing an electric vehicle to save money on vehicle maintenance.
- Saving money on gas tops the list for both Democrats (59%) and Republicans (34%). When it comes to reducing their impact on climate change, more than half of Democrats say it's important compared with just 17% of Republicans.

More than 7 in 10 Americans would consider purchasing an electric vehicle to save on gas.

% of adults



Question: Is each of the following a major reason, a minor reason, or not a reason you would purchase an electric vehicle?

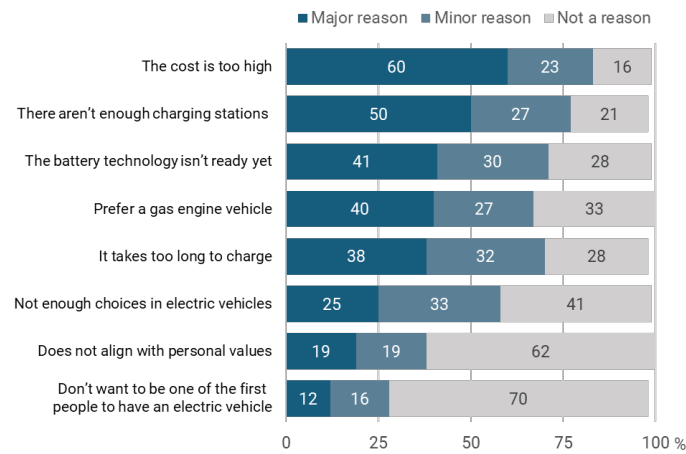
Americans cite vehicle cost as the top barrier to purchasing an electric vehicle. Infrastructure and technology are also key considerations.

- Across income levels, about 8 in 10 Americans cite the cost of new electric vehicles as a reason why they would not buy one.
- However, 60% of Americans say tax breaks would motivate them to purchase an electric vehicle.
- About 8 in 10 say they would not purchase an electric vehicle because there are not enough charging stations available.
- Seven in 10 say they would not purchase one because they take too long to charge and the battery technology isn't ready.

- While most Democrats and Republicans list the cost as a major reason why they would not purchase an electric vehicle, Republicans are more concerned than Democrats that there aren't enough charging stations (56% vs. 49%) the battery technology is not quite ready (52% vs. 34%), and they take too long to charge (48% vs. 32%).

More than 8 in 10 Americans say the cost of electric vehicles is prohibitively expensive.

% of adults



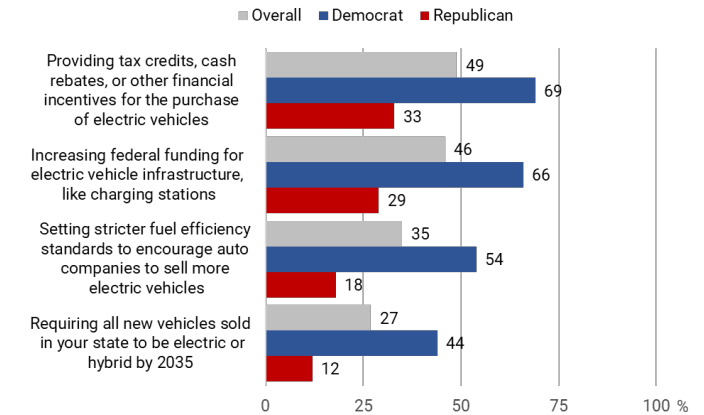
Question: Is each of the following a major reason, a minor reason, or not a reason you would not purchase an electric vehicle?

About half of Americans support financial incentives for purchasing electric vehicles and improving electric vehicle infrastructure.

- 49% of Americans—including 7 in 10 Democrats and one-third of Republicans—support tax credits, rebates, or other financial incentives for electric vehicles. Another 46% support increasing federal funding for charging stations and other infrastructure.
- While half of Democrats support stricter fuel efficiency standards, only 18% of Republicans support them.
- Only a quarter of Americans support requiring all new vehicles to be electric or plug-in hybrid by 2035, with support highest among Democrats (44%). Just 12% of Republicans support this requirement.

Incentivizing the purchase of electric vehicles draws more support than placing stricter fuel standards or prohibiting the sale of gas vehicles.

% of adults who support each policy



Question: Do you support, oppose, or neither support nor oppose the following policies?

This nationwide poll was conducted by The AP-NORC Center and the Energy Policy Institute at the University of Chicago (EPIC) from January 31-February 15, 2023, using TrueNorth®, which combines a sample from AmeriSpeak, the probability-based panel of NORC at the University of Chicago, with a non-probability panel sample. Online and telephone interviews using landlines and cell phones were conducted with 5,408 adults. The margin of sampling error is +/- 1.7 percentage points. A full topline is available at www.apnorc.org.